

## Experiment Title.:-1

**Student Name: RAJDEEP JAISWAL**  
**Branch: CSE**  
**Semester: 02**

**UID: 20BCS2761**  
**Section/Group: 26(B)**  
**Date of Performance: 19/02/2021**

**Subject Name: BEEE LAB**

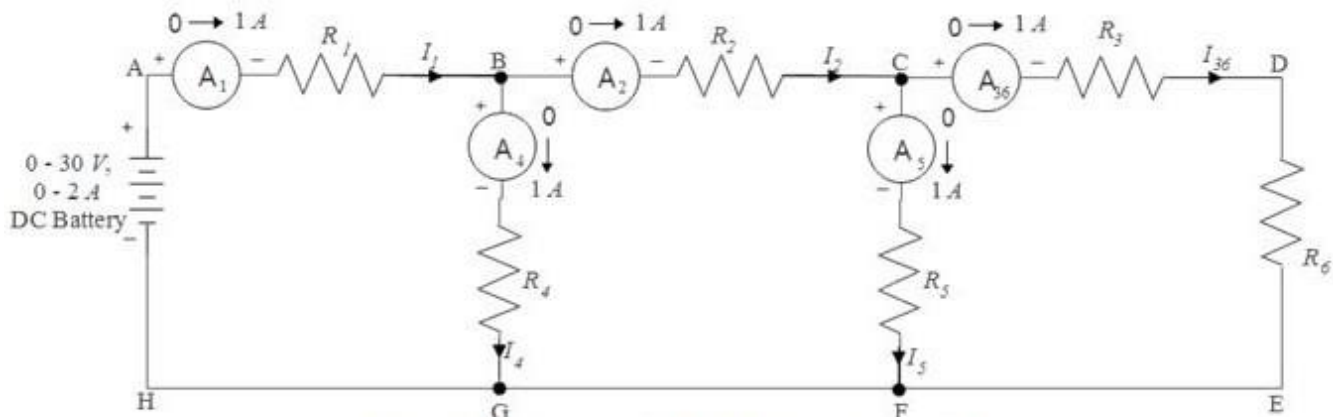
**Subject Code: 20ELP-152**

**1. Aim:** To verify Kirchoff's Current Law (KCL) and study its limitations.

**2. Apparatus:**

S. No.	Equipment Name	Specifications and ratings	Quantity in nos.
1	Regulated variable DC supply	0 – 30 V, 0 – 2 A	1
2	Digital multimeter	0-30 V	6
3	Resistors	Of different values	6
4	Connecting wires	As per requirement	

**3. Circuit Diagram:**



**Fig 2: Circuit Diagram of Kirchoff's Current Law**



---

#### 4. Steps for Experiment:

1. Took 1 battery of 9volts , 6 multimeters of 0-30 volts , 6 resistors of any value and few meters of connecting wires
2. Then we will need to connect them in the manner as shown above in the circuit diagram.
3. Different values of  $R_1$  to  $R_6$  were taken and readings of  $A_1$  to  $A_6$  were noted down.
4. All 6 multimeter showed different current values.
5. we then calculated their theoretical values and compared it with the values shown on the multimeter.
6. By this comparison we came to know the errors in our experiment.
7. Dividing the error then theoretical values we came to know the error perfect.

#### 5. Calculations/Theorems /Formulas used etc

**Theory:-** Kirchoff's laws are used to determine the current and voltage in different branches of an electric circuit which may not be easily solved by Ohm's law. These laws are applicable to both AC and DC circuits.

##### 1.3.1 Statement of Kirchoff's First Law or Kirchoff's Current Law (KCL) or Point Law:

It states that the algebraic sum of all the currents entering into a junction or a node in any electric circuit at any instant is zero.

##### 1.3.2 Explanation:

Kirchoff's Current Law. Kirchoff's Current Law (**KCL**) is Kirchoff's first law that deals with the conservation of charge entering and leaving a junction. The current law states that for a parallel path the total current entering a circuit's junction is exactly equal to the total current leaving the same junction.

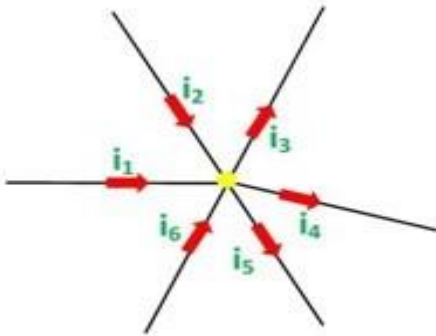


Fig 1: Explanation of KCL From

above diagram can such as:

$$i_1 + i_2 + i_6 = i_3 + i_4 + i_5$$

### Calculations and Formulae:

#### Applying KCL junction B:

$$I_1 = I_2 + I_4 \quad (2)$$

#### Applying KVL junction C:

$$I_2 = I_3 + I_5 \quad (3)$$

Calculations are done for all the readings being taken using Equations (2) and (3) to be applied at respective junctions.

### FORMULAE:

**ERROR = THEORETICAL VALUE - CALCULATED VALUE**

**ERROR PERCENT = ERROR / THEORETICAL VALUE \* 100%**



Since,

$$I_1 = I_2 + I_4 \text{ ---(1)}$$

$$I_2 = I_3 + I_5 \text{ --- (2)}$$

**THEREFORE,**

$$I_1 = (2.08 + 3.46) \text{mA}$$

$$= 5.54 \text{mA} \quad \text{-THEORETICAL VALUE}$$

**BUT ACCORDING TO EXPERIMENT,**

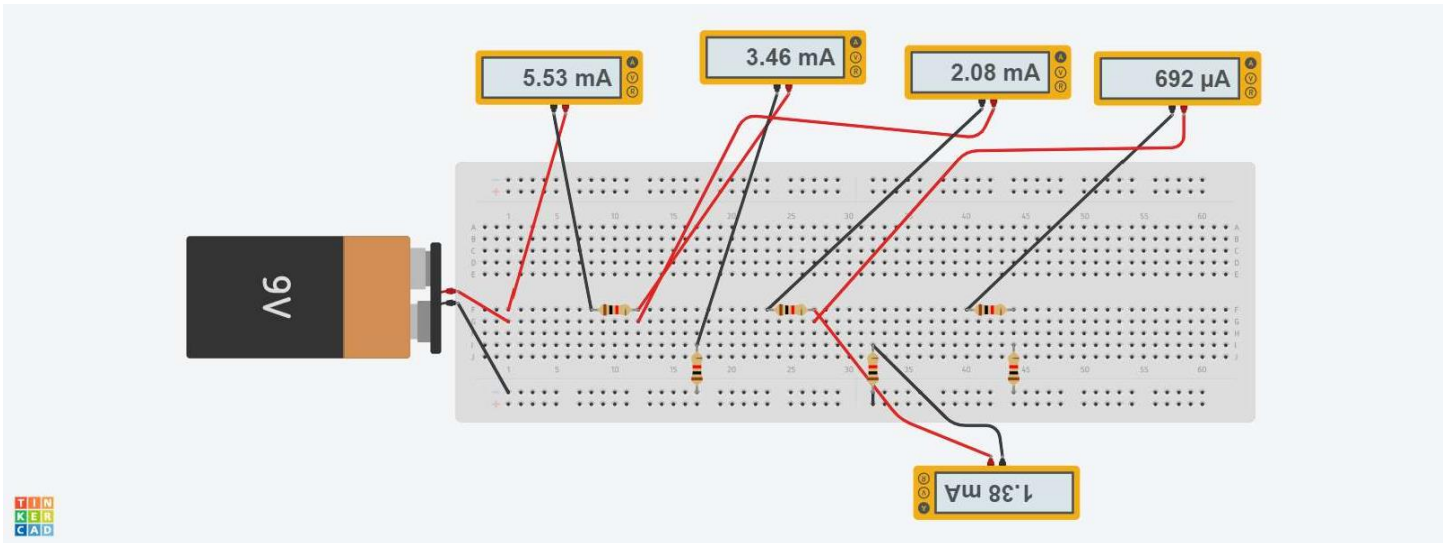
$$I_2 = 2.08 \text{mA}$$

**THEREFORE,**

$$\text{ERROR}(I_2) = -0.008 \text{mA}$$

## 6. Observations/Discussions:

Sl no.	Supply Voltage Vcd(V)	Ammeter I1 (A)	Ammeter I2 (A)	Ammeter I3 (A)	Ammeter I4 (A)	Ammeter I5(A)
1.	9V	5.53mA	2.08mA	0.692mA	3.46mA	1.38mA



**7. Percentage error (if any or applicable):**

$$\text{ERROR PERCENT} = \text{ERROR}/\text{THEORETICAL VALUE} * 100\%$$

**THEREFORE,**

$$\text{PERCENTAGE ERROR (11\%)} = 0.01/15.54 * 100\%$$

$$= 0.18\%$$

$$\text{ERROR PERCENT} = \text{ERROR}/\text{THEORETICAL VALUE} * 100\%$$

**SIMILARLY,**

$$\text{PERCENTAGE ERROR (12\%)} = 0.008/2.072 * 100\%$$

$$= -0.38\%$$

### 8. Result output.

Sl no.	Calculated values of current (A)			Theoretical values of current(A)			Percent error	
	$I_1=I_2+I_4$ (A)	$I_2=I_3+I_5$ (A)		$I_1=I_2+I_4$ (A)	$I_2=I_3+I_5$ (A)		I1% ERROR	I2% ERROR
1.	5.53mA	2.08mA		5.54mA	2.072mA		0.18%	-0.38%

### 9. Graphs (If Any): Image/Soft copy of graph paper to be attached here:

**\*NO GRAPH AVAILABLE\***

### Learning outcomes.

- 1.Learnt to measure the resistance and current.
- 2.Learnt about KCL law in details.
- 3.Learnt to design circuit in series or parallel connection.
4. Learnt to verify KCL law.

### Evaluation Grid:

Sr. No.	Parameters	Marks Obtained	Max Marks
1.	Worksheet completion including writing learning objectives/Outcomes.(To be submitted at the end of the day).		10
2.	Post Lab Quiz Result.		5
3.	Student Engagement in Simulation/Demonstration/Performance and Controls/Pre-Lab Questions.		5

	Signature of Faculty (with Date):	Total marks obtain	
--	-----------------------------------	--------------------	--

